



REFERENCE
ONLY



MIAMI-DADE TRANSIT BUS STOP SIGN SYSTEM INSTALLATION REQUIREMENTS

Manual of Minimum Standards for Sign Installations



**MIAMI-DADE TRANSIT (MDT)
WILL PROVIDE THE SIGN
INSTALLATION CONTRACTOR
ALL SIGN COMPONENTS SHOWN
IN DRAWING AT RIGHT,
TO INCLUDE THE FOLLOWING:**

- ROUND BUS STOP SIGN HEADERS
- ALL TYPES OF SQUARE RDS SIGN PANELS
- FIBERGLASS DISPLAY UNITS PLUS HARDWARE
- SQUARE GREEN POSTS & RAIN CAPS
- SQUARE POST ANCHOR UNITS
- DRIVE RIVETS TO ATTACH SIGNS ONTO POSTS
- CORNER BOLTS FOR POST ANCHORS



**ISOMETRIC VIEW
SHOWING ALL COMPONENTS
SUPPLIED BY MDT**

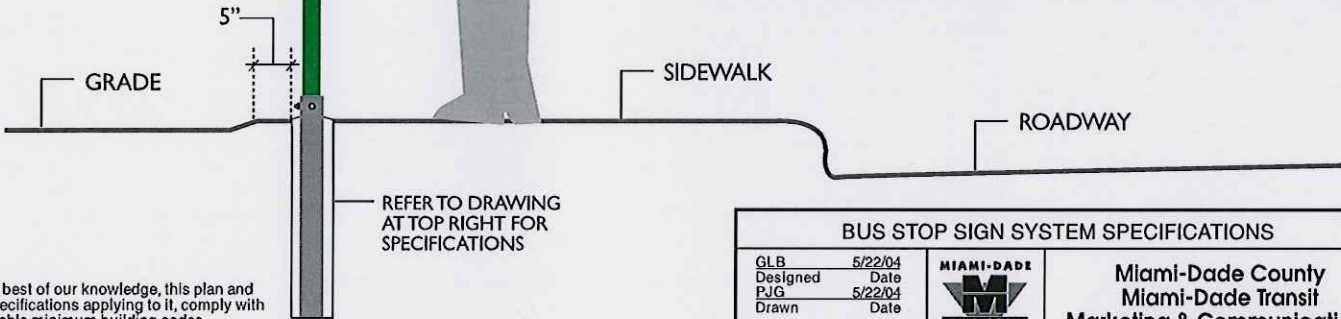
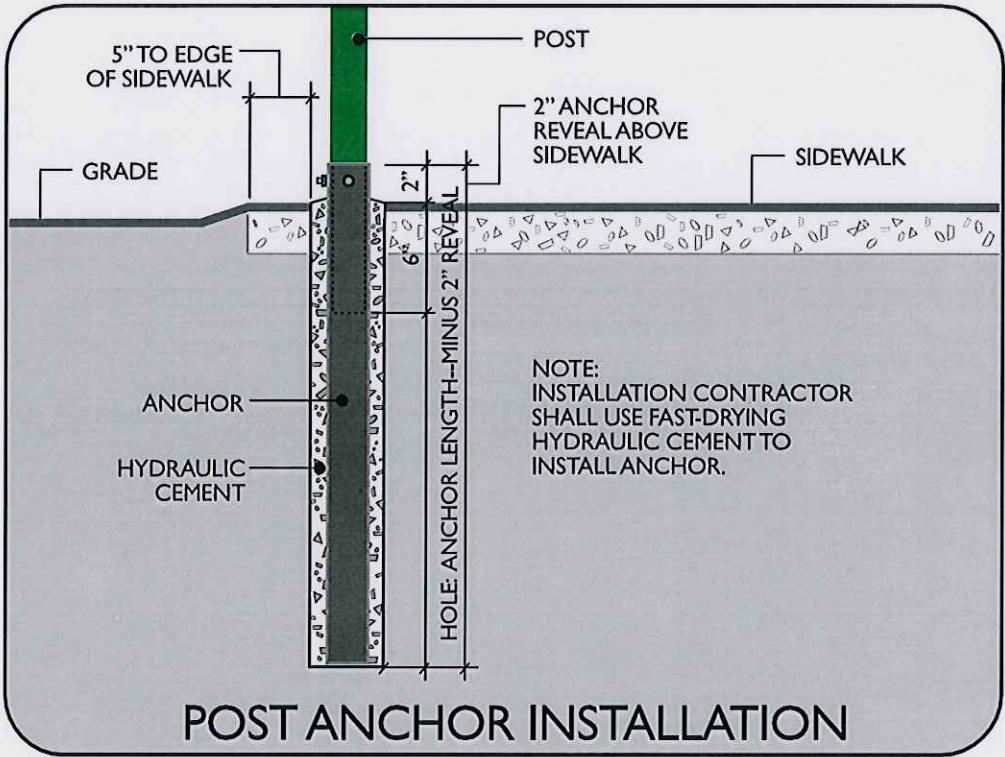

FOR REFERENCE ONLY

CONTRACTOR SHALL BE RESPONSIBLE TO
VERIFY ALL SIGN DIMENSIONS IN THE FIELD.

To the best of our knowledge, this plan and
the specifications applying to it, comply with
applicable minimum building codes.

BUS STOP SIGN SYSTEM SPECIFICATIONS			BUS STOP SIGN INSTALLATION Exploded View of Components	
GLB	5/22/04		Miami-Dade County Miami-Dade Transit Marketing & Communications	
Designed	Date			
PJG	5/22/04		Scale:	AS NOTED
Drawn	Date		Sheet:	1
Approved	Date			

REFERENCE ONLY



CONTRACTOR SHALL BE RESPONSIBLE TO VERIFY ALL SIGN DIMENSIONS IN THE FIELD.

To the best of our knowledge, this plan and the specifications applying to it, comply with applicable minimum building codes.

BUS STOP SIGN SYSTEM SPECIFICATIONS			BUS STOP SIGN INSTALLATION Exploded View of Components	
GLB Designed	5/22/04 Date		Miami-Dade County Miami-Dade Transit Marketing & Communications	
PJG Drawn	5/22/04 Date			
Approved	Date		Scale: AS NOTED	Sheet: 2